

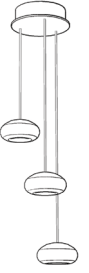

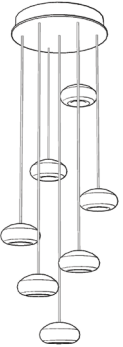



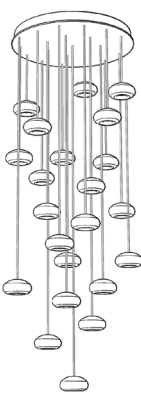
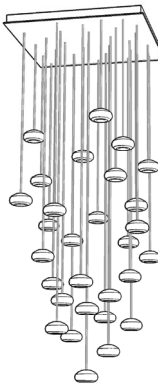
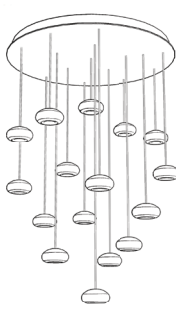



VESTA CANOPY CONFIGURATIONS

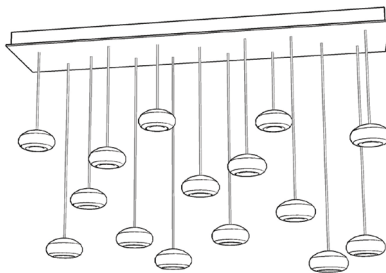
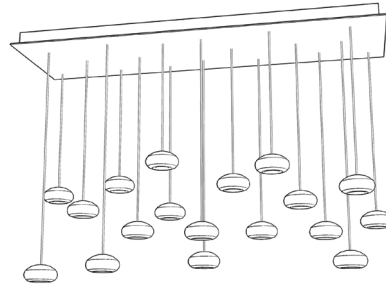
ORDERING INFORMATION: Silver Leaf Canopy/White Glass: (Suffix -11) | Gold Leaf Canopy/Amber Glass: (Suffix -21).
Not suitable for vaulted ceilings.

 <p>Mini Button Canopy*</p> <p>Does not include transformer.</p>	 <p>Dual Mount Canopy**</p> <p>Shown with sidewall ring. Ring removed for flush mount application.</p>				
---	---	---	--	---	---

<p>Model # NO. 866040-XX*</p> <p>Dimensions 5.5" (W) (Glass)</p> <p>Electrical Bulb Qty: 1</p>	<p>Model # NO. 866140-XX**</p> <p>Dimensions 5.5" (W)</p> <p>Electrical Bulb Qty: 1</p>	<p>Model # NO. 866240-XX</p> <p>Dimensions W 9" (23 cm)</p> <p>Electrical Bulb Qty: 3</p>	<p>Model # NO. 866340-XX</p> <p>Dimensions W 12" (30 cm)</p> <p>Electrical Bulb Qty: 5</p>	<p>Model # NO. 866440-XX</p> <p>Dimensions W 14" (36 cm)</p> <p>Electrical Bulb Qty: 7</p>	<p>Model # NO. 866840-XX</p> <p>Dimensions W 19" (48 cm) D 19" (48 cm)</p> <p>Electrical Bulb Qty: 15</p>
---	--	--	---	---	--

					
--	--	--	---	--	--

<p>Model # NO. 867040-XX</p> <p>Dimensions W 21" (53 cm)</p> <p>Electrical Bulb Qty: 15</p>	<p>Model # NO. 869040-XX</p> <p>Dimensions W 22" (56 cm)</p> <p>Electrical Bulb Qty: 10</p>	<p>Model # NO. 869940-XX</p> <p>Dimensions W 24" (61 cm)</p> <p>Electrical Bulb Qty: 22</p>	<p>Model # NO. 867640-XX</p> <p>Dimensions W 30" (76 cm) D 30" (76 cm)</p> <p>Electrical Bulb Qty: 30</p>	<p>Model # NO. 868440-XX</p> <p>Dimensions W 32" (81 cm)</p> <p>Electrical Bulb Qty: 16</p>	<p>Model # NO. 867440-XX</p> <p>Dimensions W 34" (86 cm)</p> <p>Electrical Bulb Qty: 36</p>
--	--	--	--	--	--

	
---	---

Model #
NO. 868240-XX

Dimensions
W 48" (122 cm) D 11" (28 cm)

Electrical
Bulb Qty: 15

Model #
NO. 867840-XX

Dimensions
W 54" (137 cm) D 17" (43 cm)

Electrical
Bulb Qty: 38

*Mini Button Canopy H .5" (1 cm) W 1.4" (4 cm)
Does not include transformer.
Remote transformer(s) to be provided by installer.
This item is a "UL recognized" component to be used in a custom application.

**Dual Mount Canopy H 1.5" (4 cm) W 5.5" (14 cm)
Includes transformer and dual mount canopy with removable side wall ring.
Dual mount canopy allows for side wall ring to be removed for flush mount application with included transformer recessed into junction box.